

20  
18

pedaltrain.com

pedaltrain

2018 Product Guide

UPDATED 11.03.17

### Pedal Boards

- |                    |                       |  |
|--------------------|-----------------------|--|
| <b>04</b> Nano     | <b>16</b> Classic Jr  | <b>27</b> Novo 24                      |
| <b>06</b> Nano+    | <b>18</b> Classic 1   | <b>29</b> Novo 32                      |
| <b>09</b> Metro 16 | <b>20</b> Classic 2   | <b>32</b> Terra 42                     |
| <b>11</b> Metro 20 | <b>22</b> Classic Pro | <b>34</b> Pedal Board Comparison Guide |
| <b>13</b> Metro 24 | <b>25</b> Novo 18     |  |

### Power Supplies

- |                 |                               |                 |
|-----------------|-------------------------------|-----------------|
| <b>36</b> Spark | <b>38</b> Spark Bracket Guide | <b>39</b> Volto |
|-----------------|-------------------------------|-----------------|

### Cases

- |   |                      |
|---|----------------------|
| <b>42</b> Soft Cases / Hideaway Backpacks | <b>45</b> Tour Cases |
|---|----------------------|

### Accessories

- |                    |                                       |                                   |
|--------------------|---------------------------------------|-----------------------------------|
| <b>49</b> Booster  | <b>53</b> Bracket Compatibility Guide | <b>55</b> PT-UNI-MK Install Guide |
| <b>51</b> Brackets | <b>54</b> PT-VDL-MK Install Guide     |                                   |

### About Pedaltrain

- |                            |
|----------------------------|
| <b>57</b> About Pedaltrain |
|----------------------------|




# nano

series



nano



nano+

# nano



## Case Options



**SOFT CASE**  
**PT-NAN-SC**



## ABOUT NANO

The little brother of the Pedaltrain family, Nano, is back for good. The Pedaltrain Nano, built of aircraft grade aluminum, measures in at (14 in x 5.5 in). Included with purchase is our top-loading soft case with piggyback straps, and, as always, generous rolls of hook-and-loop free of charge. Soft case improvements introduce a metal zipper, beefy pull tab and sewn-in blue Pedaltrain logo tab. There are two models in the Nano Series from which to choose - the original Nano (Model PT-NANO-SC) and the Nano+ (Model PT-NPL-SC).

### Tech Specs:

- 14 in x 5.5 in x 1 in (35.56 x 13.97 x 2.54 cm)
- 1 lbs (0.45 kg)
- Featherweight, aircraft grade aluminum

## INCLUDED



**36 IN (92 CM)**  
**HOOK-AND-LOOP**

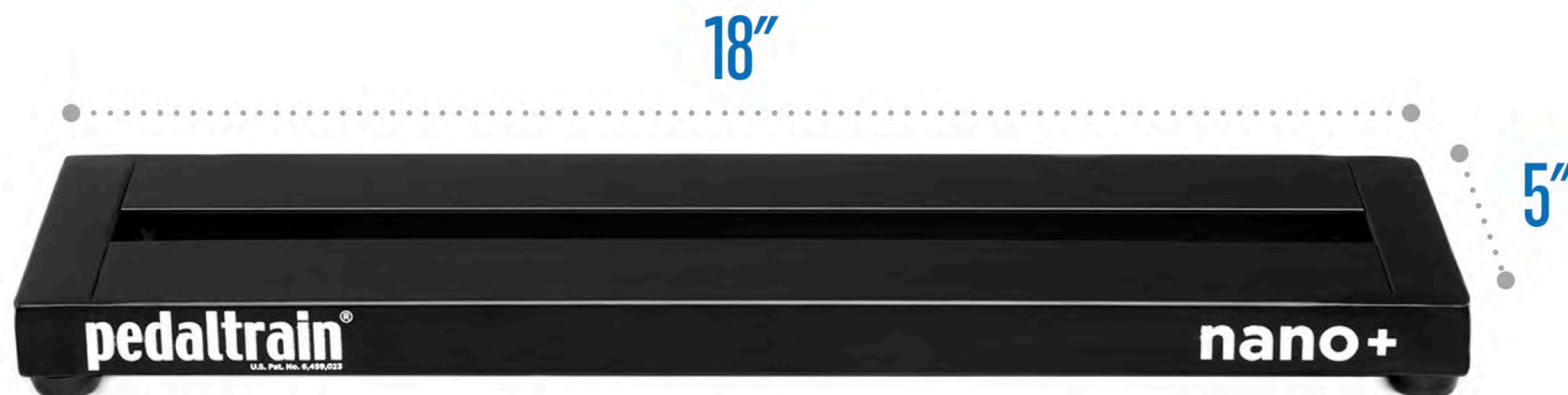


**ZIP TIE**  
**ASSORTMENT**

# Additional Product Images



# nano+



## Case Options



SOFT CASE  
PT-NPL-SC

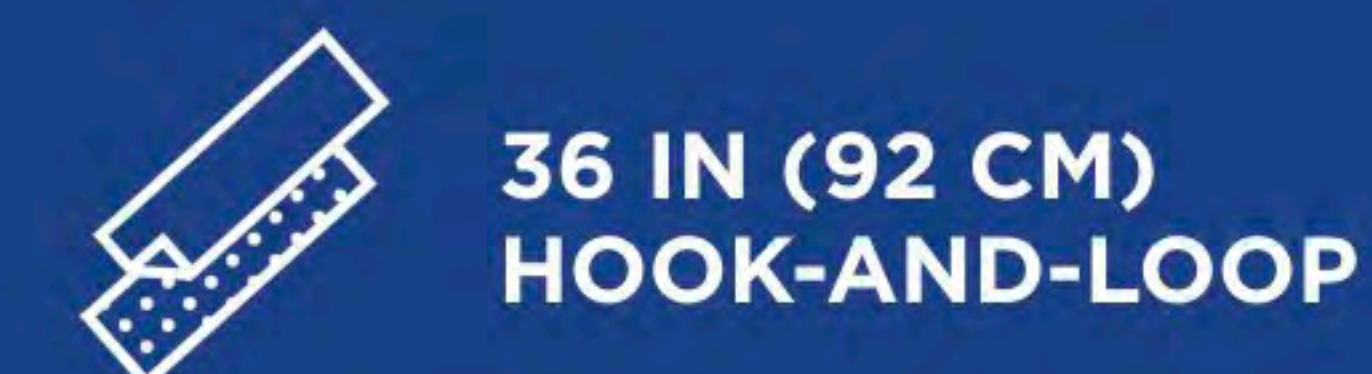
## ABOUT NANO+

Don't let its small size fool you. Nano+ is the foundation of some very powerful rigs. Nano+ is Pedaltrain's only two-rail pedal board system. Ultra-compact and portable, Nano+ is similar to its little brother, Nano, but with 4" more space (for just a few more pedals) and Pedaltrain's modified rail spacing. Even the smallest pedals grab hold of Nano+ and will not let go. Nano+ includes 36" of Pedaltrain's professional grade hook-and-loop pedal fastener and plenty of zip ties for securing cables. Included with purchase is Pedaltrain's fitted soft case (featuring a heavy-duty metal zipper and reinforced stress points).


### Tech Specs:

- 18 in x 5 in x 1.4 in (45.7 cm x 12.7 cm x 3.5 cm)
- 1.2 lbs (51 kg)
- Featherweight, aircraft grade aluminum

## INCLUDED



# Additional Product Images





# metro

series



metro 16



metro 20



metro 24



# metro 16



## Case Options



**SOFT CASE**  
PT-M16-SC



**TOUR CASE**  
PT-M16-TC

## ABOUT METRO 16

The Metro Series is Pedaltrain's first three-rail pedal board system. Pedaltrain's Metro Series is perfect for players who need a portable, grab-and-go solution. Musicians who live or work in urban settings or tight spaces will appreciate Metro's low profile, horizontal orientation. Thanks to Pedaltrain's modified rail system, even the smallest pedals make an incredibly strong bond with the pedal board. Metro 16 is big enough for your essentials, including most multi effects units. Metro 16 is available for purchase with Pedaltrain's redesigned fitted soft case (featuring a heavy-duty metal zipper and reinforced stress points) or Pedaltrain's tour grade case.

### Tech Specs:

- 16 in x 8 in x 1.4 in (40.64 cm x 20.3 cm x 3.55 cm)
- 1.6 lbs (.725 kg)
- Featherweight, aircraft grade aluminum

## INCLUDED



**48 IN (122 CM)  
HOOK-AND-LOOP**



**ZIP TIE  
ASSORTMENT**




**SOFT CASE  
SHOULDER STRAP**

# Additional Product Images



# metro 20



## Case Options



**SOFT CASE**  
PT-M20-SC



**TOUR CASE**  
PT-M20-TC

## ABOUT METRO 20

The Metro Series is Pedaltrain's first three-rail pedal board system. Pedaltrain's Metro Series is perfect for players who need a portable, grab-and-go solution. Musicians who live or work in urban settings or tight spaces will appreciate Metro's low profile, horizontal orientation. Thanks to Pedaltrain's modified rail system, even the smallest pedals make an incredibly strong bond with the pedal board. Metro 20 is big enough for your essentials, including most multi effects units. Metro 20 is available for purchase with either Pedaltrain's fitted soft case (featuring a heavy-duty metal zipper and reinforced stress points) or Pedaltrain's tour grade case.

### Tech Specs:

- 20 in x 8 in x 1.4 in (50.8 cm x 20.3 cm x 3.5 cm)
- 1.12 lbs (79.37 kg)
- Featherweight, aircraft grade aluminum

## INCLUDED



60 IN (153 CM)  
HOOK-AND-LOOP






ZIP TIE  
ASSORTMENT




SOFT CASE  
SHOULDER STRAP

## Additional Product Images



# metro 24



## Case Options



**SOFT CASE**  
PT-M24-SC



**TOUR CASE**  
PT-M24-TC

## ABOUT METRO 24

The Metro Series is Pedaltrain's first three-rail pedal board system. Pedaltrain's Metro Series is perfect for players who need a portable, grab-and-go solution. Musicians who live or work in urban settings or tight spaces will appreciate Metro's low profile, horizontal orientation. Thanks to Pedaltrain's modified rail system, even the smallest pedals make an incredibly strong bond with the pedal board. Metro 24 is big enough for your essentials, including almost all multi-effects units. Metro 24 is available for purchase with Pedaltrain's fitted soft case (featuring a heavy-duty metal zipper and reinforced stress points) or Pedaltrain's tour grade case.

### Tech Specs:

- 24 in x 8 in x 1.4 in (60.9 cm x 20.3 cm x 3.55 cm)
- 1.15 lbs (.52 kg)
- Featherweight, aircraft grade aluminum

## INCLUDED



**60 IN (153 CM)  
HOOK-AND-LOOP**



**ZIP TIE  
ASSORTMENT**



**SOFT CASE  
SHOULDER STRAP**

## Additional Product Images





# classic


series




classic **JR**



classic **1**

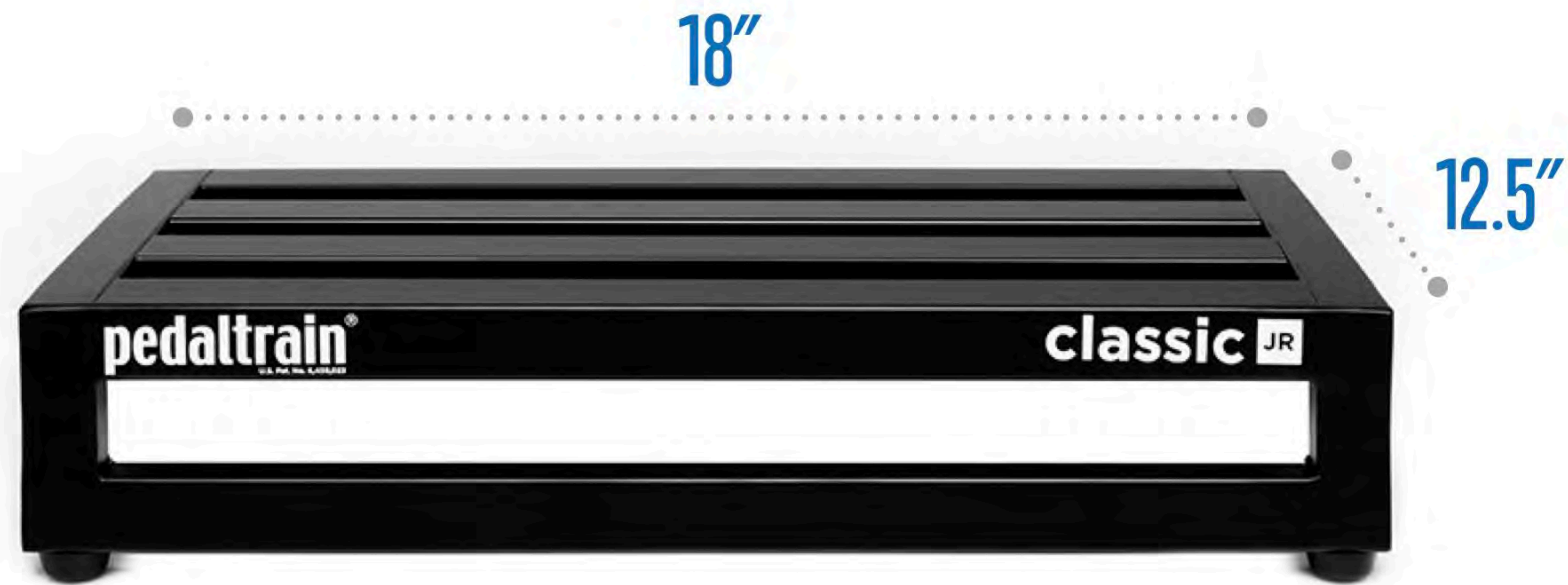


classic **2**



classic **PRO**

# classic JR



## Case Options



**SOFT CASE**  
PT-CLJ-SC



**TOUR CASE**  
PT-CLJ-TC



## ABOUT CLASSIC JR

Pedaltrain's Classic Series is rooted in the company's best-selling pedal board models. The Classic JR model should be familiar to you. Based on the original PT-JR, the Classic JR features Pedaltrain's original four-rail design and traditional rail spacing. The Classic JR features an open front design, (portholes are history) making power supply mounting more flexible and convenient. Classic JR was designed to provide a wider stance at 18 inches and raised elevation by approximately 1 inch. Classic JR is available for purchase with either Pedaltrain's fitted soft case (featuring a heavy-duty metal zipper and reinforced stress points) or professional-grade tour case.

### Tech Specs:

- 18 in x 12.5 in x 3.5 in (45.7 cm x 31.7 cm x 8.9 cm)
- 3.0 lbs (1.36 kg)
- Featherweight, aircraft grade aluminum

## INCLUDED



**72 IN (183 CM)  
HOOK-AND-LOOP**




**ZIP TIE  
ASSORTMENT**



**SOFT CASE  
SHOULDER STRAP**



# Additional Product Images



# classic 1

## ABOUT CLASSIC 1

The Classic 1 should be familiar to you. Based on the original PT-1, the model that started it all, the Classic 1 features Pedaltrain's original four-rail design and traditional rail spacing. However, the Classic 1 has been updated with an open front design (portholes are history) making power supply mounting more flexible and convenient. The elevation has been raised by approximately 1 inch to clear a wider variety of power supplies and switching systems. Classic 1 is available for purchase with either Pedaltrain's fitted soft case (featuring a heavy-duty metal zipper and reinforced stress points) or, for the first time ever, Pedaltrain's professional-grade tour case.

### Tech Specs:

- 22 in x 12.5 in x 3.5 in (55.9 cm x 31.7 cm x 8.9 cm)
- 2.5 lbs (1.13 kg)
- Featherweight, aircraft grade aluminum

### INCLUDED

-  88 IN (223 CM) HOOK-AND-LOOP
-  ZIP TIE ASSORTMENT
-  SOFT CASE SHOULDER STRAP

22"


12.5"



## Case Options




SOFT CASE  
PT-CL1-SC



TOUR CASE  
PT-CL1-TC

## Additional Product Images



# classic 2

## ABOUT CLASSIC 2

The Classic 2 should be familiar to you. Based on the original PT-2, the Classic 2 features Pedaltrain's original four-rail design and traditional rail spacing. However, the Classic 2 has been updated with an open front design (portholes are history) making power supply mounting more flexible and convenient. The elevation has been raised by approximately 1 inch to clear a wider variety of power supplies and switching systems. Classic 2 is available for purchase with either Pedaltrain's fitted soft case (featuring a heavy-duty metal zipper and reinforced stress points) or Pedaltrain's professional-grade tour case.

### Tech Specs:


- 24 in x 12.5 in x 3.5 in (60.9 cm x 31.7 cm x 8.9 cm)
- 3.4 lbs (1.47 kg)
- Featherweight, aircraft grade aluminum

### INCLUDED

 96 IN (244 CM) HOOK-AND-LOOP

 ZIP TIE ASSORTMENT


 SOFT CASE SHOULDER STRAP



## Case Options

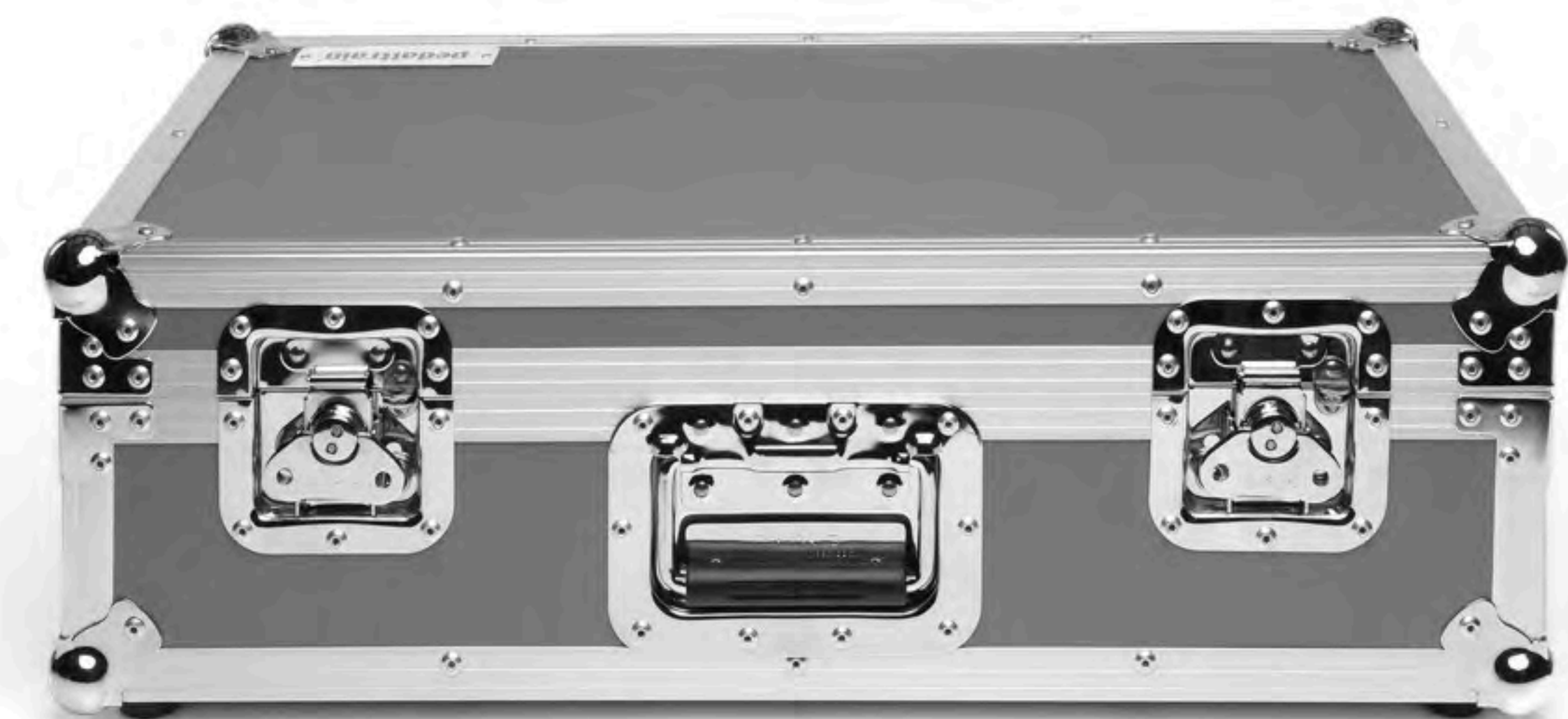



SOFT CASE  
PT-CL2-SC



TOUR CASE  
PT-CL2-TC

# Additional Product Images



# classic **PRO**

## ABOUT CLASSIC PRO

The Classic PRO should be familiar to you. Based on the original PT-PRO, the Classic PRO features Pedaltrain's original five-rail "pro" design with traditional rail spacing. The Classic PRO continues Pedaltrain's trend toward an open front design making power supply and switching system mounting flexible and convenient. Classic PRO is available for purchase with Pedaltrain's fitted soft case (featuring a heavy-duty metal zipper and reinforced stress points), Pedaltrain's professional-grade tour case, or our newly redesigned tour case with wheels, engineered to be up to 35% lighter than previous models.

### Tech Specs:

- 32 in x 16 in x 3.5 in (81.2 cm x 40.6 cm x 8.9 cm)
- 6 lbs (2.72 kg)
- Featherweight, aircraft grade aluminum

## INCLUDED



160 IN (407 CM)  
HOOK-AND-LOOP



ZIP TIE  
ASSORTMENT



SOFT CASE  
SHOULDER STRAP



## Case Options

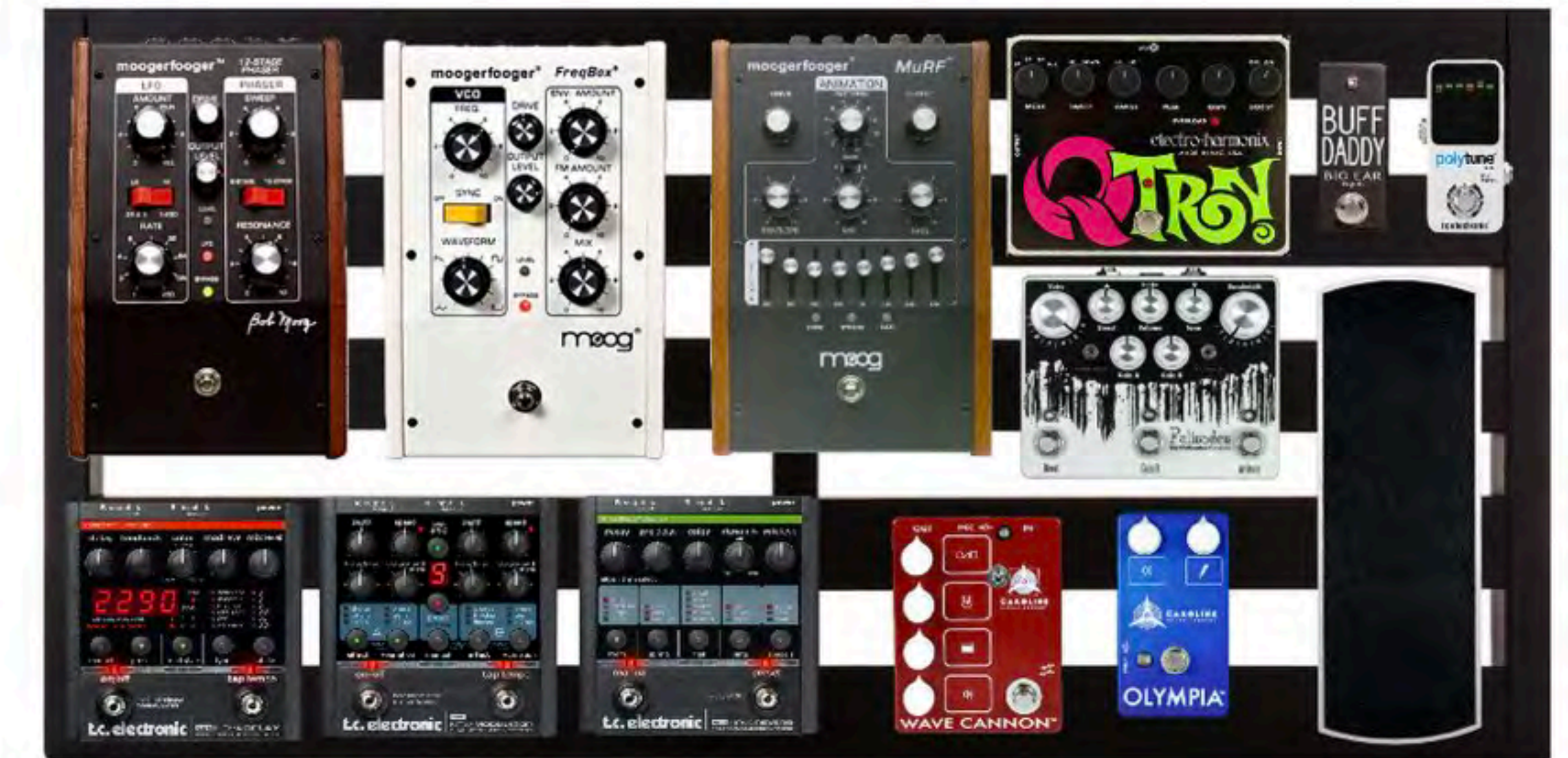



SOFT CASE  
PT-CLP-SC



TOUR CASE WITH WHEELS  
PT-CLP-TCW


# Additional Product Images






# novo


series



novo 18




novo 24



novo 32



# novovo 18



## Case Options



**SOFT CASE**  
PT-N18-SC



**TOUR CASE**  
PT-N18-TC



## ABOUT NOVO 18

The Novo series is Pedaltrain's new five-rail pedal board system. Novo means "a new beginning" in Latin. Pedaltrain's new Novo Series is exactly that, a fresh redesign of their market-leading pedal board design. Thanks to Pedaltrain's new modified rail system and open front design, mounting pedals and power supplies is easier than ever. Even the smallest pedals make an incredibly strong bond with this new rail system. Novo 18's five-rail design is perfect for players who use true-bypass switchers or need an extra rail to accommodate a variety of pedal configurations. Novo 18 is available for purchase with either Pedaltrain's redesigned fitted soft case (featuring a heavy-duty metal zipper and reinforced stress points) or Pedaltrain's new professional-grade tour case.

### Tech Specs:

- 18 in x14.5 in x 3.5 in (45.7 cm x 36.8 cm x 8.9 cm)
- 4 lbs (1.8 kg)
- Featherweight, aircraft grade aluminum

## INCLUDED



**90 IN (229 CM)  
HOOK-AND-LOOP**






**ZIP TIE  
ASSORTMENT**



**SOFT CASE  
SHOULDER STRAP**

## Additional Product Images



# ново 24

## ABOUT NOVO 24

The Novo series is Pedaltrain's five-rail pedal board system. Mounting pedals and power supplies has never been easier with Novo's open front design and rail spacing. Novo 24 is perfect for players who use true-bypass switchers or need an extra rail to accommodate a variety of pedal configurations. Novo 24 is available for purchase with either Pedaltrain's fitted soft case (featuring a heavy-duty metal zipper and reinforced stress points) or Pedaltrain's professional-grade tour case.

### Tech Specs:

- 24 in x 14.5 in x 3.5 in (60.9cm x 36.8 cm x 8.9 cm)
- 5 lbs (2.227 kg)
- Featherweight, aircraft grade aluminum

## INCLUDED



120 IN (305 CM)  
HOOK-AND-LOOP



ZIP TIE  
ASSORTMENT



SOFT CASE  
SHOULDER STRAP



## Case Options






SOFT CASE  
PT-N24-SC



TOUR CASE  
PT-N24-TC

# Additional Product Images



# novo **32**



## Case Options



**SOFT CASE**  
PT-N32-SC



**TOUR CASE**  
PT-N32-TC

## ABOUT NOVO 32

The Novo series is Pedaltrain's five-rail pedal board system. Novo means "a new beginning" in Latin. Pedaltrain's new Novo Series is exactly that, thanks to Pedaltrain's modified rail system and open front design. Mounting pedals and power supplies is easier than ever. Novo 32's five-rail design is perfect for players who use true-bypass switchers or need an extra rail to accommodate a variety of pedal configurations. Novo 32 is available for purchase with either Pedaltrain's fitted soft case (featuring a heavy-duty metal zipper and reinforced stress points) or Pedaltrain's professional-grade tour case.

### Tech Specs:

- 32 in x14.5 in x 3.5 in (81.2 cm x 36.8 cm x 8.9 cm)
- 6 lbs (2.72 kg)
- Featherweight, aircraft grade aluminum

## INCLUDED



**160 IN (407 CM)  
HOOK-AND-LOOP**




**ZIP TIE  
ASSORTMENT**




**SOFT CASE  
SHOULDER STRAP**

## Additional Product Images





**terra**



**terra 42**

# terra 42



## Case Options



**SOFT CASE**  
PT-TER-SC



**TOUR CASE WITH WHEELS**  
PT-TER-TCW

## ABOUT TERRA 42

Terra takes the best of Pedaltrain's patented design and pushes it to new levels. Terra is the largest pedal board Pedaltrain makes. Terra is the perfect size for true pedal junkies and permanent studio installations. Terra features all of Pedaltrain's latest design improvements including: lightweight aircraft-grade aluminum frame, new open-front design (for unlimited flexibility mounting power supplies and switching systems under the pedal board) and Pedaltrain's new modified rail system (which provides the strongest pedal adhesion ever, even for micro-sized pedals). Terra is available for purchase with either Pedaltrain's fitted soft case (featuring a heavy-duty metal zipper and reinforced stress points) or Pedaltrain's professional-grade tour case, engineered to be up to 35% lighter than previous models.

### Tech Specs:

- 42 in x 14.5 in x 3.5 in (106.7 cm x 36.8 cm x 8.9 cm)
- 7.0 lbs (3.18 kg)
- Featherweight, aircraft grade aluminum

### INCLUDED





**210 IN (434 CM)  
HOOK-AND-LOOP**























































**ZIP TIE  
ASSORTMENT**



# Additional Product Images



# Pedal Board Comparison Guide

MODEL	NUMBER OF RAILS	INCLINE	RAIL SPACING	WIDTH	CASE OPTIONS
<b>nano</b>	2 	 FLAT	NEW 1 in (2.5 cm)	14 in (36 cm)	 SOFT
<b>nano+</b>	2 	 FLAT	NEW 1 in (2.5 cm)	18 in (46 cm)	 SOFT
<b>metro 16</b>	3 	 FLAT	NEW 1 in / 1 in (2.5 cm / 2.5 cm)	16 in (41 cm)	  SOFT TOUR
<b>metro 20</b>	3 	 FLAT	NEW 1 in / 1 in (2.5 cm / 2.5 cm)	20 in (51 cm)	  SOFT TOUR
<b>metro 24</b>	3 	 FLAT	NEW 1 in / 1 in (2.5 cm / 2.5 cm)	24 in (61 cm)	  SOFT TOUR
<b>classic JR</b>	4 	 8° INCLINE	TRADITIONAL 1.5 in / 1.5 in / 1.5 in (3.8 cm / 3.8 cm / 3.8 cm)	18 in (46 cm)	  SOFT TOUR
<b>classic 1</b>	4 	 8° INCLINE	TRADITIONAL 1.5 in / 1.5 in / 1.5 in (3.8 cm / 3.8 cm / 3.8 cm)	22 in (55.8 cm)	  SOFT TOUR
<b>classic 2</b>	4 	 8° INCLINE	TRADITIONAL 1.5 in / 1.5 in / 1.5 in (3.8 cm / 3.8 cm / 3.8 cm)	24 in (61 cm)	  SOFT TOUR
<b>classic PRO</b>	5 	 8° INCLINE	TRADITIONAL 1.5 in / 1.5 in / 1.5 in / 1.5 in (3.8 cm / 3.8 cm / 3.8 cm / 3.8 cm)	32 in (81 cm)	   SOFT TOUR TOUR WITH WHEELS
<b>novo 18</b>	5 	 8° INCLINE	NEW 1.5 in / 1 in / 1 in / 1 in (3.8 cm / 2.5 cm / 2.5 cm / 2.5 cm)	18 in (46 cm)	  SOFT TOUR
<b>novo 24</b>	5 	 8° INCLINE	NEW 1.5 in / 1 in / 1 in / 1 in (3.8 cm / 2.5 cm / 2.5 cm / 2.5 cm)	24 in (61 cm)	  SOFT TOUR
<b>novo 32</b>	5 	 8° INCLINE	NEW 1.5 in / 1 in / 1 in / 1 in (3.8 cm / 2.5 cm / 2.5 cm / 2.5 cm)	32 in (81 cm)	  SOFT TOUR
<b>terra 42</b>	5 	 8° INCLINE	NEW 1.5 in / 1 in / 1 in / 1 in (3.8 cm / 2.5 cm / 2.5 cm / 2.5 cm)	42 in (107 cm)	   SOFT TOUR TOUR WITH WHEELS



**power**

**spark** 

**volto** 

# spark **ISO 1300**



## About Spark

### PT-SPARK

Spark is an ultra thin 5 output power supply designed to fit and move between all Pedaltrain models in seconds.

#### Key Features:

- Mount to, and move between, any Pedaltrain in 60 seconds
- Mount over velcro or dual lock - no additional tools, drilling, or adhesives required
- Designed to fit all Pedaltrain models from Nano to Terra
- Power up to 13 pedals out of the box with generous assortment of DC power cables
- Power high draw digital pedals like M9, H9, and Strymon
- More powerful than many big bricks with 5 isolated outputs totaling 1300 mA of power - enough spark to power a big rig
- Pro quality with custom transformer, worldwide switching, output voltage regulation, short circuit protection, pro shielding, and low inductance noise



## TECH SPECS

### Dimensions:

- 5.75 in x 3.375 in x 1.1875 in (14.6 cm x 8.57 cm x 3 cm)

### Power Specs:

- 5 isolated outputs:
  - (2) 500mA outputs
  - (3) 100mA outputs
- 1300 mA total output
- Short circuit protection on all outputs
- Output voltage regulation and filtering
- Switchable for worldwide use (worldwide AC cables not included)
- Internal fuse for surge protection
- Professional magnetic shielding

## INCLUDED

### ASSORTMENT OF 22GA SHIELDED DC PEDAL POWER CABLES:



(2) 2.1mm 5 Position Daisy Chain (10" between each tap)



(3) 2.1mm Right Angle to Right Angle 18 in



(1) 3.5 mm Mini Plug to Right Angle 18 in



(2) 2.1mm Right Angle to Right Angle 30 in



(2) 2.5 mm Right Angle to Right Angle 18 in



(2) PATENT APPLIED FOR QUICK MOUNT COMPRESSION BRACKETS AND SCREWS



(1) IEC AC POWER CABLE



(1) SMALL HEX WRENCH




USER MANUAL



# Spark Bracket Compatibility Guide

MODEL	Skinny Bracket	Fat Bracket
nano	✓	✗
nano+	✓	✗
metro <b>16</b>	✓	✗
metro <b>20</b>	✓	✗
metro <b>24</b>	✓	✗
classic <b>JR</b>	✗	✓
classic <b>1</b>	✗	✓
classic <b>2</b>	✗	✓
classic <b>PRO</b>	✗	✓
novo <b>18</b>	✗	✓
novo <b>24</b>	✗	✓
novo <b>32</b>	✗	✓
terra <b>42</b>	✗	✓



## About Volto

### PT-VT2

Volto is the world's #1 rechargeable pedal power supply. Volto is an efficient and super quiet alternative to traditional AC powered options. Volto is a great choice for small pedal boards like our Pedaltrain Nano, Nano+ and Metro Series. It's also super thin, about the same size as a smart phone. Volto includes connecting cables and an AC charger with universal plug adapters which will allow you to recharge anywhere in the world.

We have designed Volto with two 9-volt outputs, capable of providing 2000 mA (5000 mAh) of peak output. Volto will provide clean, quiet power to as many analog 9-volt pedals as you like. Volto's battery life will vary based on the total current draw of the pedals you are powering. The more pedals you use, the faster the battery will discharge.

We have also included two strips of adhesive backed, hook and loop material to use in mounting your Volto to a Pedaltrain pedal board. Volto's chassis was specially designed to fit in between the horizontal aluminum rails underneath all Pedaltrain models.

#1

#1 Rechargeable  
Pedal Power Supply

100'S

Hundreds of  
Lifetime Charges



Equivalent to Thousands  
of 9V Batteries

## Key Capabilities & Limitations

Volto is an incredible innovation, but it does have limitations. We want you to understand both its capabilities and limitations to ensure your satisfaction and a long life for the device.

### Key Capabilities:

- Reliable and long-lasting power for analog pedals, the kind that use traditional 9v batteries
- Hundreds and hundreds of lifetime recharges with proper care
- Over its life, Volto contains the equivalent of many thousands of 9v batteries
- Easy to recharge worldwide
- Proprietary noise cancellation

### Key Limitations:

- Not intended for high-draw digital pedals
- Charge life will vary depending on the draw and usage of connected pedals
- Outputs cannot be jumped or combined to modify power output, doing so may cause injury or damage and will void your warranty
- 2000 mA is a measure of peak output not recommended usable capacity

## Tech Specs

### Dimensions:

- 3.3125 in x 3.75 in x .75 in (8.41 cm x 9.5 cm x 1.9 cm)

### Included:

- (1) rechargeable Volto power supply
- (1) charging dock with international connectors
- (2) strips of Pedaltrain's professional grade adhesive backed hook-and-loop for securing unit to pedal board
- (1) micro-USB charging cable
- (2) daisy chain cables (3 connectors per cable)
- (2) single-end cables

### Power Specs:

- Cell Type: Li-Polymer Battery
- Cell Capacity: 5000mAh
- Input: DC 5V, 1A

### Note:

*Older Pedaltrain Minis, those manufactured before Summer 2012, will not accommodate Volto under-side mounting. We recommend top-side or front-edge mounting for these older boards.*







# cases

premium soft cases / hideaway backpacks / tour cases

# Cases

premium soft case / hideaway backpack

## Features

- Ultra-thick Padding
- Water Resistant Fabric
- Slow Draw Self-sealing Zippers
- External Accessory Pouches
- Converts from traditional carry case to backpack in seconds



PT-NPL-PSC-X

**nano nano+**



PT-M20-PSC-X

**metro 16 metro 20 mini**



PT-M24-PSC-X

**metro 24**

# cases

premium soft case / hideaway backpack



PT-18-PSC-X  
classic JR  
novo 18  
PT-JR



PT-24-PSC-X  
novo 24  
classic 1  
classic 2  
PT-FLY  
PT-1  
PT-2



# cases

premium soft case

## Features

- Ultra-thick Padding
- Water Resistant Fabric
- Slow Draw Self-sealing Zippers
- Triple Reinforced Handle
- External Accessory Pouch with Internal Pocket




PT-32-PSC-X


novo **32** classic **PRO** PT-PRO

# cases

tour case



PT-M16-BTC-X  
**metro 16**



PT-M20-BTC-X  
**metro 20  
mini**



PT-M24-BTC-X  
**metro 24**

## Features

- 6mm plywood and laminate construction
- ATA approved ball corners
- Fully recessed carry handles
- Lockable latches
- Tongue-in-groove aluminum extrusion edging
- Tough rubber feet
- Fully lined with dense rubberized foam
- Lid lined with 2 1/2" impact absorbing egg-crate-style foam
- Hinged lid with built in lid stop
- Up to 35% lighter than previous models

# cases

tour case




PT-18-BTC-X

classic **JR** novo **18** PT-JR



PT-22-BTC-X

PT-1



PT-24-BTC-X

classic **2**


novo **24**

PT-FLY

PT-2

# cases

tour case



**PT-32-BTC-X**  
(Tour Case with Wheels)

**novo 32 classic PRO PT-PRO**



**PT-TER-BTC-X**  
(Tour Case with Wheels)

**terra 42**





# accessories



# booster



## About Booster

PT-PB1 / PT-PB2 / PT-PB3 / PT-PBK

### Sometimes you just need a little boost

For example; on the front row you have an unusually tall pedal, and a short one right above it. Reaching that foot switch can be a precarious toe tap balancing act. Enter the Pedatrain Pedal-Booster. These handy little wedges will get the business end of your short pedal up a full one inch allowing easy access. Available in three widths to accommodate virtually any custom configuration. They can be fastened with the included hook-and-loop with adhesive backing, or for a more permanent application use the provided screws. Folded steel construction, durable powder coat finish.

## Technical Specs

### PT-PB1:

- Single pedal-booster
- 3.5 in x 5.5 in x 1 in (8.8 cm x 14 cm x 2.5 cm)

### PT-PB2:

- Double pedal-booster
- 7 in x 5.5 in x 1 in (17.8 cm x 14 cm x 2.5 cm)


### PT-PB3:

- Triple pedal-booster
- 10 in x 5.5 in x 1 in (25.4cm x 14 cm x 2.5 cm)

### PT-PBK:

- Combo Pack of all three pedal-boosters

# Product Images



# bracket



## About Brackets

PT-UNI-MK / PT-VDL-MK


### PT-UNI-MK:

- Mounts most other brands of power supplies underneath the Classic, Novo, and Terra series boards.
- PT-UNI-MK can also be substituted with UBKT-2, and will be able to mount onto any boards the UBKT-2 specifies.

### PT-VDL-MK:

- Mounts all Voodoo Lab Power Supplies underneath the Classic, Novo, and Terra series boards.
- PT-VDL-MK can also be substituted with BRKT-2, and will be able to mount onto any boards the BRKT-2 specifies.

## PT-UNI-MK



## PT-VDL-MK



# Bracket Compatability Guide

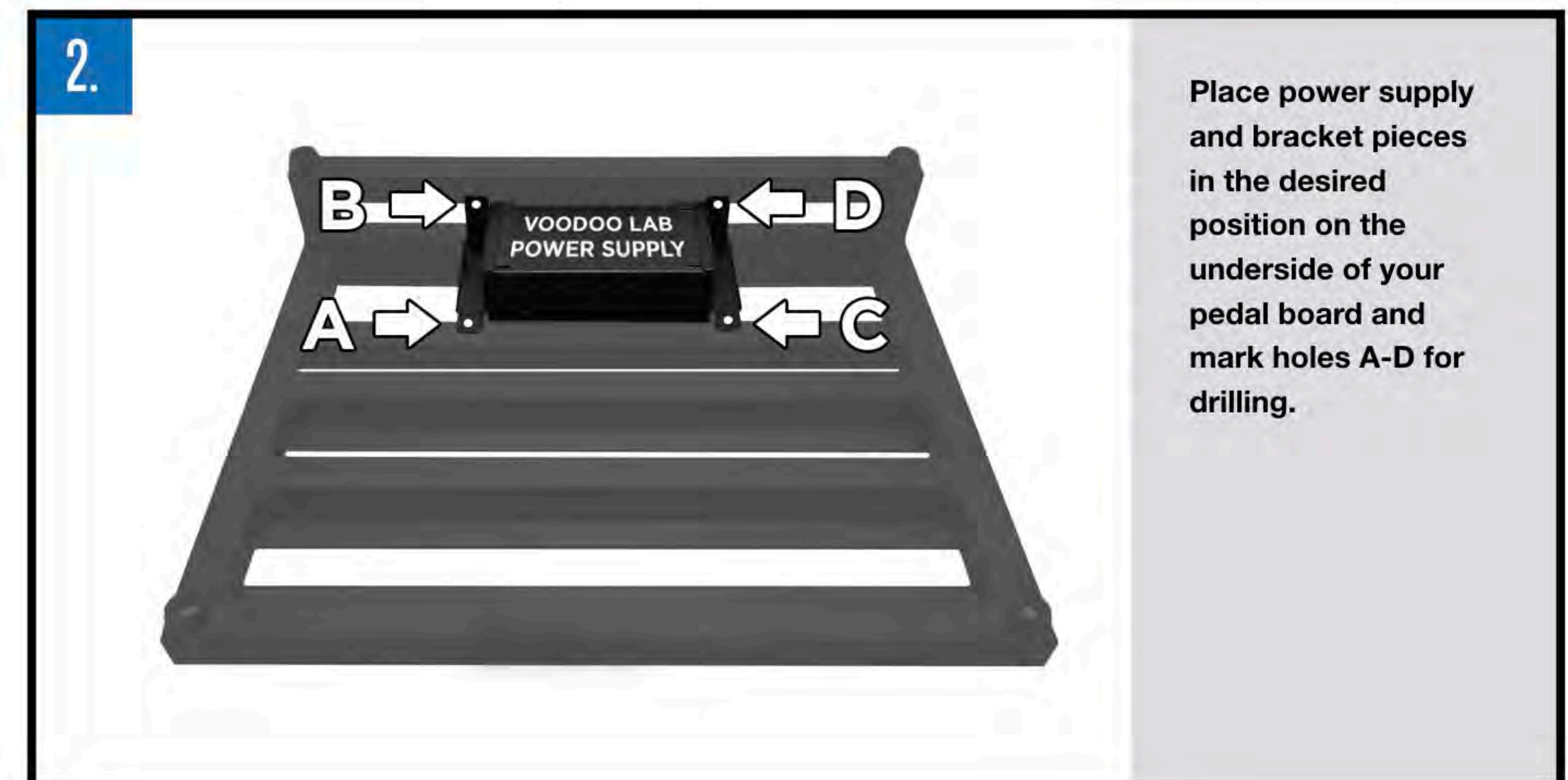
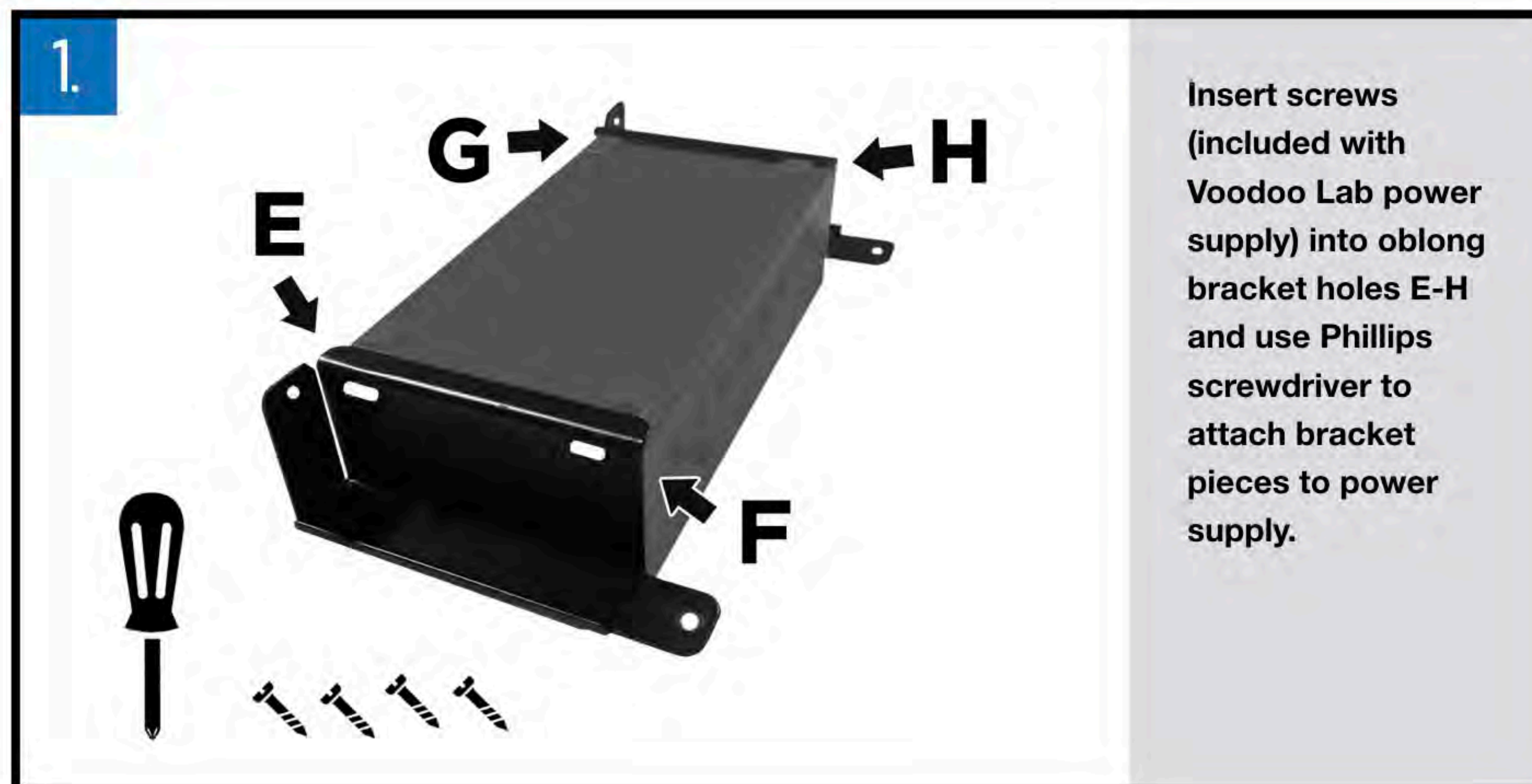
MODEL	BRKT-2 (Voodoo Lab)	UBKT-2 (Other)	PT-VDL-MK (Voodoo Lab)	PT-UNI-MK (Other)
nano	X	X	X	X
nano+	X	X	X	X
metro <sup>16</sup>	X	X	X	X
metro <sup>20</sup>	X	X	X	X
metro <sup>24</sup>	X	X	X	X
classic <sup>JR</sup>	✓	✓	✓	✓
classic <sup>1</sup>	✓	✓	✓	✓
classic <sup>2</sup>	✓	✓	✓	✓
classic <sup>PRO</sup>	✓	✓	✓	✓
novo <sup>18</sup>	✓	✓	✓	✓
novo <sup>24</sup>	✓	✓	✓	✓
novo <sup>32</sup>	✓	✓	✓	✓
terra <sup>42</sup>	✓	✓	✓	✓

# PT-VDL-MK

## Bracket Installation Guide

To mount your power supply you'll need:

- Phillips Head Screwdriver
- Electric Drill with 1/8 in or 3 mm Drill Bit
- 4 Power Supply Screws (included with power supply)

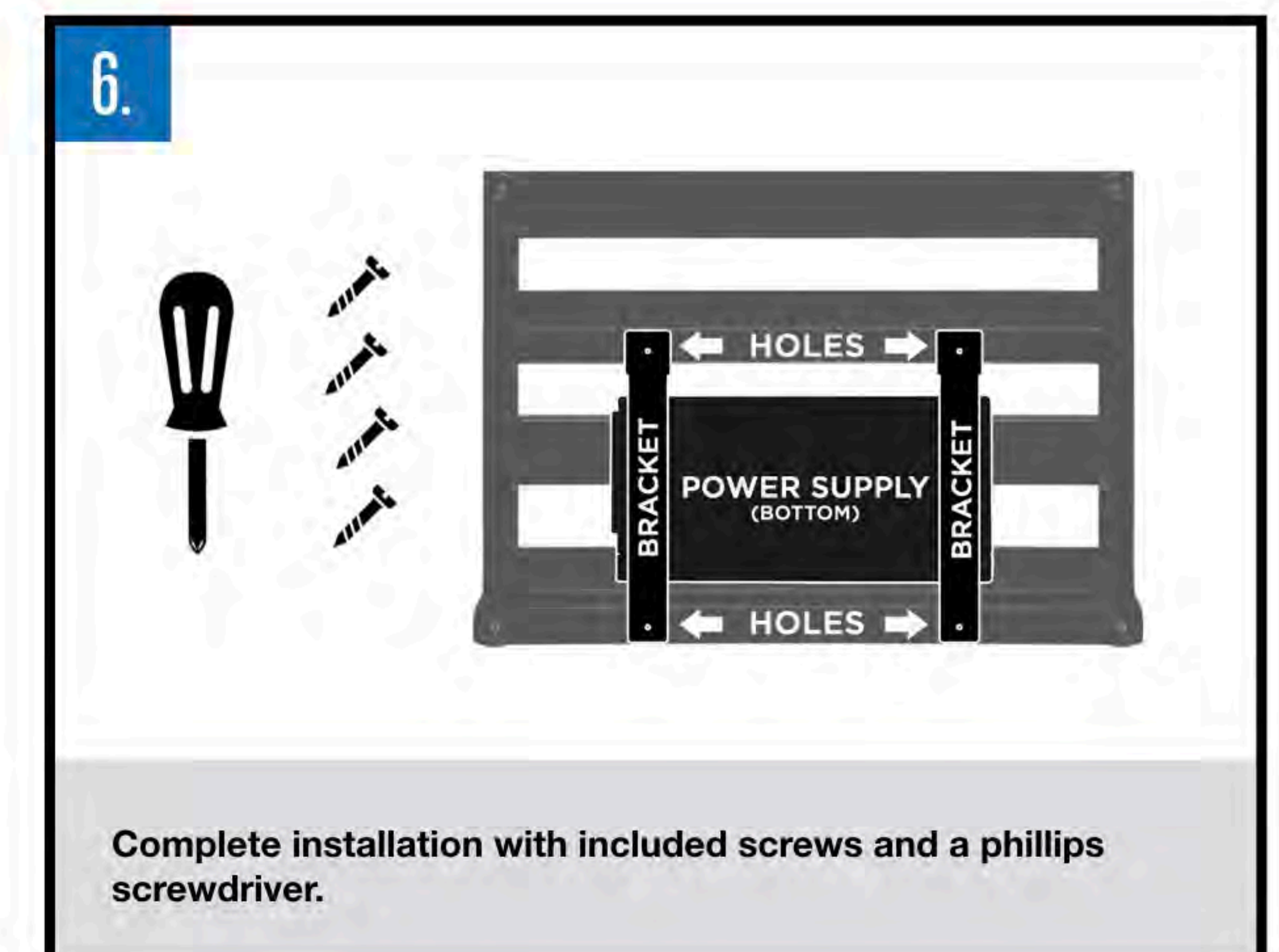
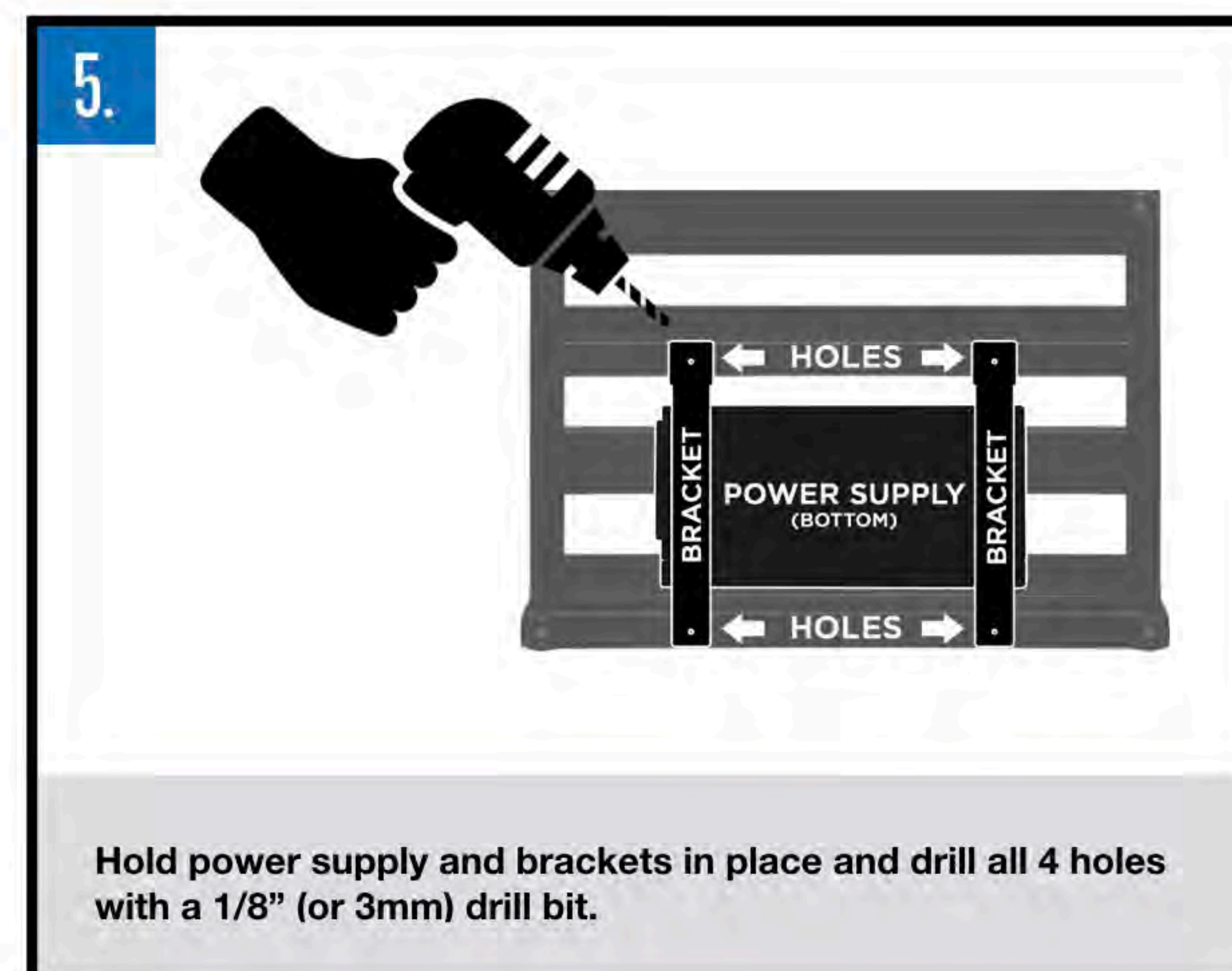
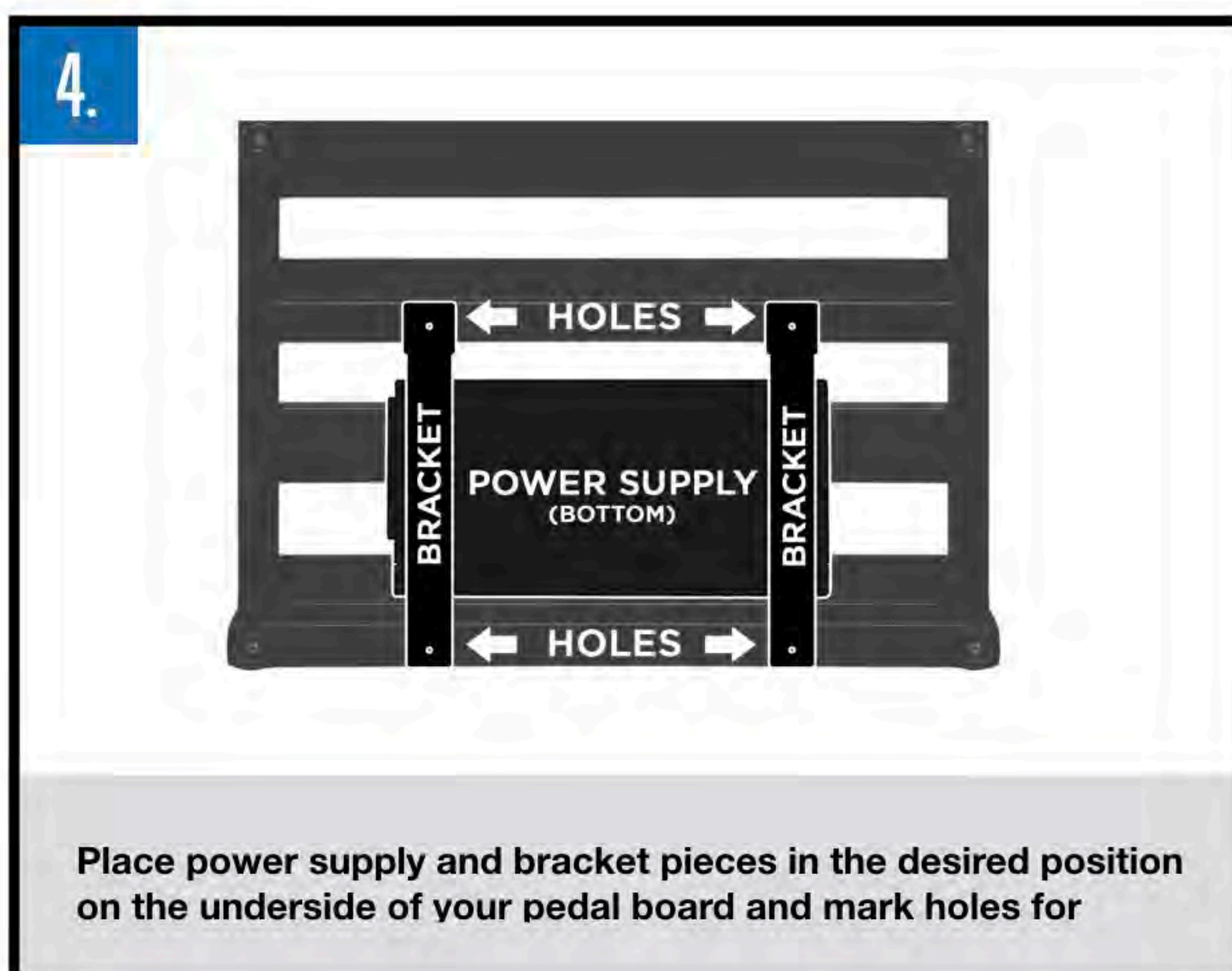
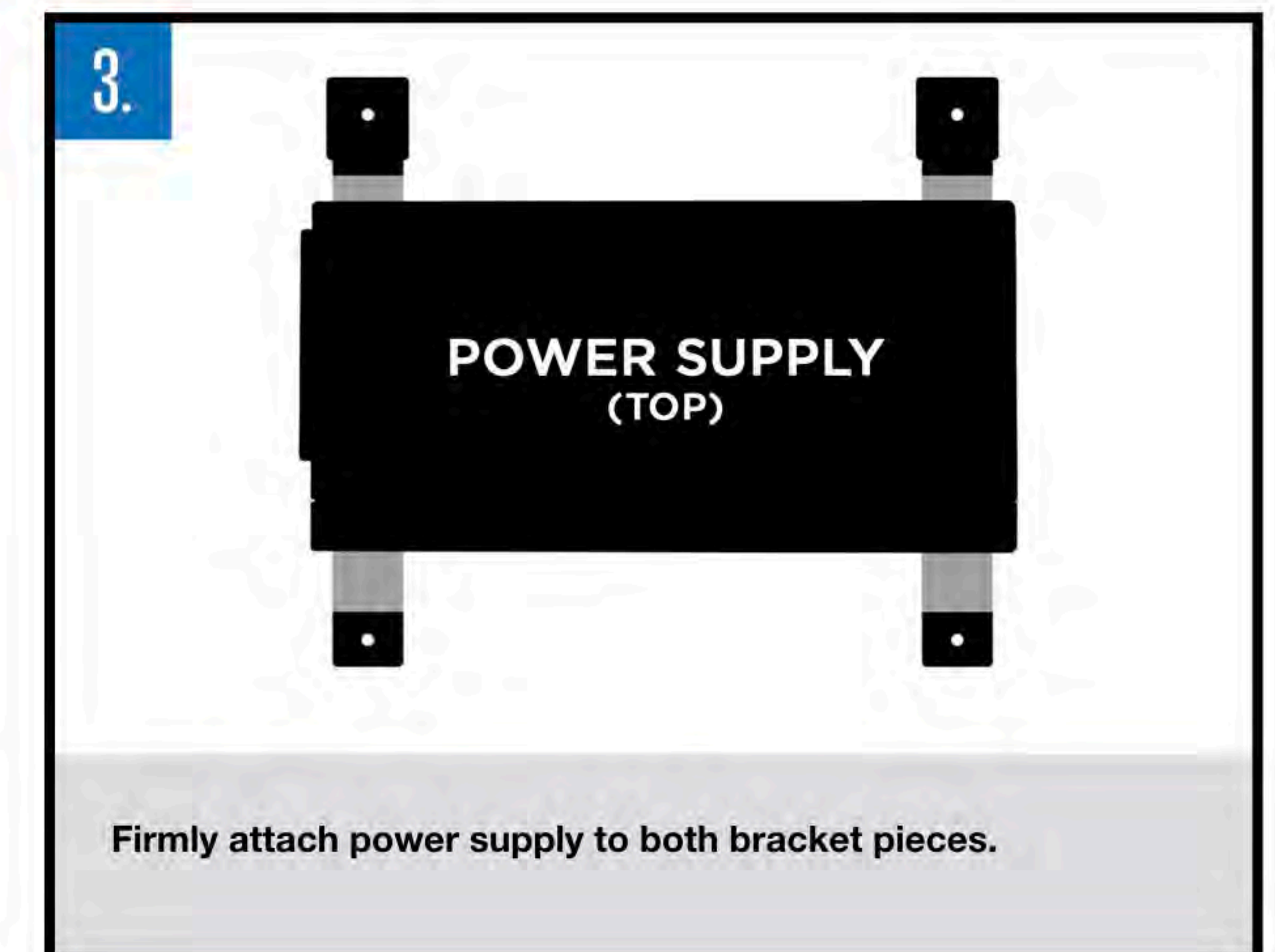
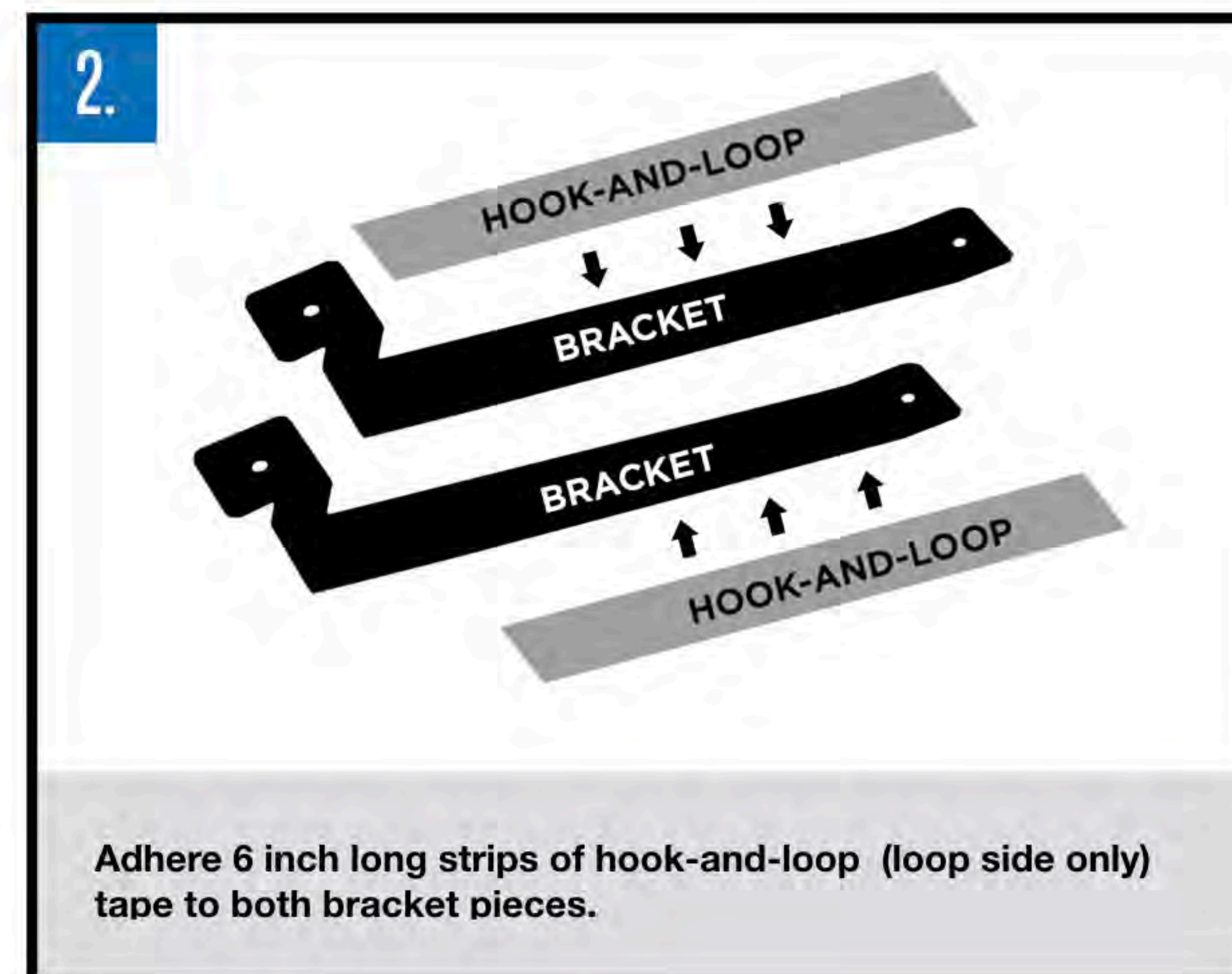
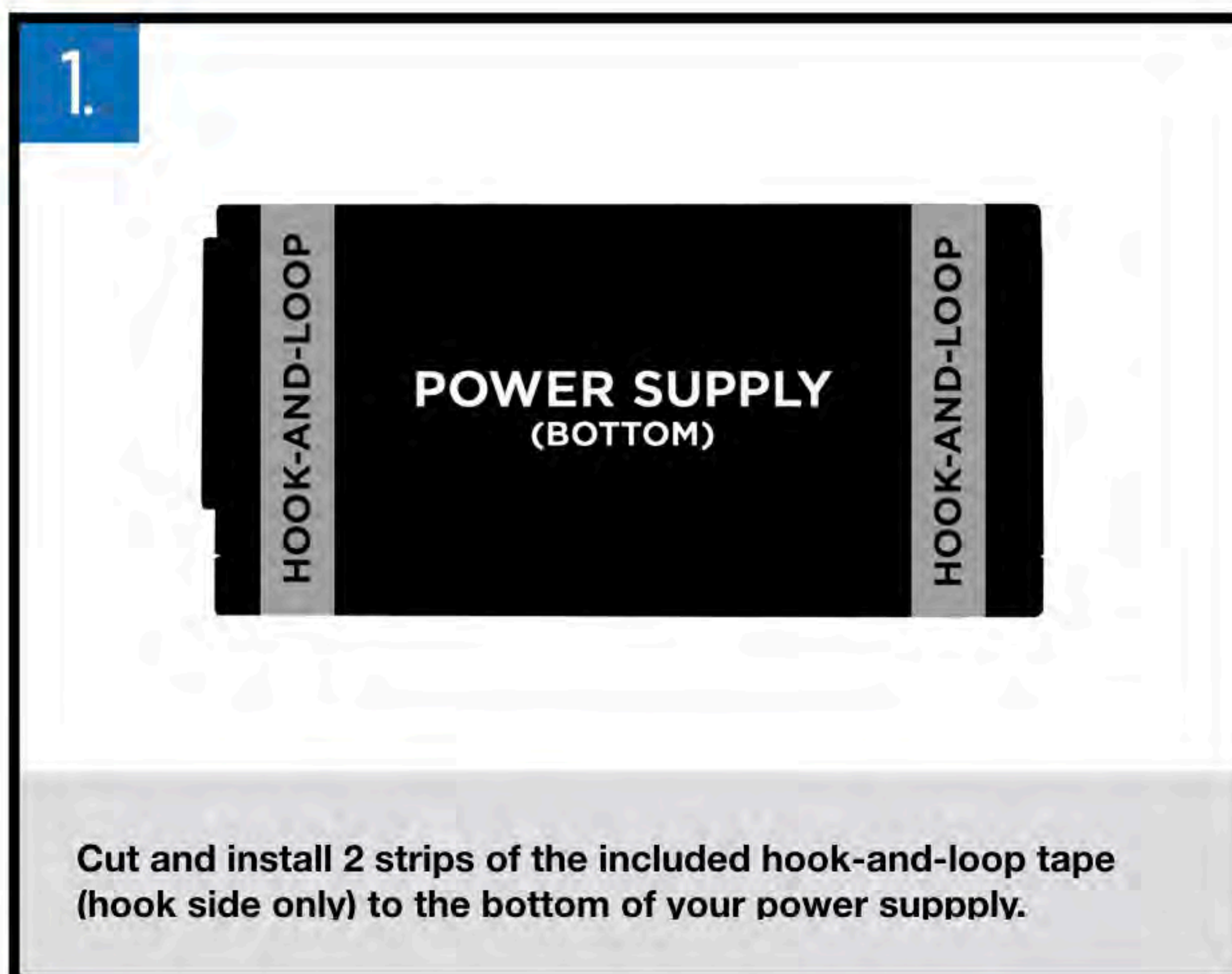


# PT-UNI-MK








## Bracket Installation Guide

To mount your power supply you'll need:

- Scissors or Utility Knife
- Phillips Head Screwdriver
- Electric Drill with 1/8 in or 3 mm Drill Bit



# BUILD YOUR DREAM BOARD AT [PEDALBOARDPLANNER.COM](https://pedalboardplanner.com)



**OVER 1800 PEDALS FROM 171 BRANDS**  
**REQUEST YOUR FAVORITE NEW PEDALS**  
**ALL PEDALTRAIN MODELS • MILLIONS OF COMBINATIONS**



# About Pedaltrain

## About Our Company

Pedaltrain is a boutique independent musical instrument accessory manufacturer based in the Nashville, TN area.

Musicians of all styles and walks of life including guitarists, bassists, keyboardists, band and orchestral musicians, and DJ/electronic artists have come to rely on our patented designs to support, enable, protect and power the tools of their trade. Pedaltrain is a platform for musical exploration – an integrated product system that facilitates a musician’s creative process and muse.

Pedaltrain products can be found in the most exclusive recording studios, orchestra pits and many high-profile concert tours – our artists are a veritable who’s who of A-list musicians – but Pedaltrain is equally at home in the practice room, at the local pub, in the garage jam or summer music camp.

We enjoy healthy partnerships with the best retailers and musical instrument distributors in the business. From our HQ in Nashville to our distribution facility in Chicago and our new European JV in Belgium, we service thousands of retail and ecommerce outlets worldwide.

We distribute our products internationally in conjunction with world-class musical instrument distributors in the following territories:

Argentina	Chile	France	Indonesia	Mexico	Portugal	Taiwan
Australia	China	Germany	Israel	New Zealand	Puerto Rico	Thailand
Austria	Columbia	Guatemala	Italy	Panama	Russia	Turkey
Bolivia	Dubai	Honduras	Japan	Peru	Singapore	United Kingdom
Brazil	El Salvador	Hong Kong	Korea	Poland	South Africa	Venezuela
Canada	Ecuador	India	Malaysia	Philippines	Switzerland	

## Our Commitment

Pedaltrain stands by our products with an uncompromising commitment to quality and customer service. In 2016, Pedaltrain achieved a nearly perfect product quality rating of 99.85%. Our pedal boards carry an industry-leading lifetime warranty to the original purchaser and our sales and service staff are some of the best in the business.

Since Pedaltrain’s founding in 1999, and the humble beginnings of a one-man start-up, Pedaltrain has grown into a global brand and the category leader in our space. We are grateful for the musicians and partners who have helped us to become who we are. We raise a glass to each of you! Cheers!

## Contact

**U.S. Dealer Inquiries:**

[sales@pedaltrain.com](mailto:sales@pedaltrain.com)

**International Inquiries:**

[international@pedaltrain.com](mailto:international@pedaltrain.com)

**Press / Media Inquiries:**

[pr@pedaltrain.com](mailto:pr@pedaltrain.com)

**All other Inquiries:**

[help@pedaltrain.com](mailto:help@pedaltrain.com)

## Mailing Address

**PRO STAGE GEAR LLC.**  
2020 Fieldstone Parkway  
Suite 900-207  
Franklin, TN 37069

## Online

 [pedaltrain.com](http://pedaltrain.com)

 [twitter.com/pedaltrain](https://twitter.com/pedaltrain)

 [instagram.com/pedaltrain](https://www.instagram.com/pedaltrain)

 [youtube.com/pedaltrain](https://www.youtube.com/pedaltrain)